

www.aomsi.com



# MAX FACTS

THE OFFICIAL NEWS LETTER OF AOMSI

## 46<sup>th</sup> Annual National Conference Issue

of AOMSI Indore

January 2023/ Vol 2/ Issue 1







# Content

## Messages \_\_\_\_\_ 3

## Living with the legends \_\_\_\_\_ 9

Compiled by  
Dr. Nishant Chourasia & Dr. Sri Gowri M

## News from the world of OMFS \_\_\_\_\_ 16

Compiled by  
Dr. Ankita Vastani, Dr. Purva Mansabdar & Dr. Shreya Krishna

## Fellowship centres of AOMSI \_\_\_\_\_ 36

Compiled by  
Dr. Anupam Singh & Dr. Shibani Das

## Mindroid \_\_\_\_\_ 39

### - Crossword

### - Quiz

Compiled by  
Dr. Abhishek Bhattacharjee & Dr. Anupam Singh

## Talent Corner \_\_\_\_\_ 41

Compiled by  
Dr. Abhishek Bhattacharjee & Dr. Anupam Singh

## Congratulations \_\_\_\_\_ 43



# FROM THE PRESIDENT



Dear Colleagues,  
Wish you all a very happy 2023! This is first issue of the official newsletter of AOMSI "**Max-facts**" under a new editorial team lead by Dr Nishant Chaurasia. I am sure they will strive hard to continue the work of the previous editorial team. I commend the excellent efforts of **Dr. Mimansa Bhoj** and her team.

All of us were witness to an excellent conference at Indore. On behalf of the AOMSI, I thank the entire organizing team of the 46<sup>th</sup> Annual conference of AOMSI and in particular **Dr. Rajesh Dhirawani, Dr. Geeti Vajdi and Dr. Shaji Thomas**.

Also at Indore I was privileged to take over as the president of AOMSI along with the new committee. I along with my team congratulate **Dr. Manjunath Rai** immediate past president and his team for a very successful tenure.

Activities of this year will begin with grand celebration of International Oral & Maxillofacial Surgeons Day on 13<sup>th</sup> February. Theme for this year is trauma with the tagline "**Saving lives, saving faces**". Campaign will be launched by **Shri Nitin Gadkari** Ji Union minister of transport on 18<sup>th</sup> February at Nagpur.

International OMFS day will be celebrated over 2 days, first day focussing on public awareness rallies in the form of walkathons, bicycle rallies or motorcycle rallies. Day two will focus on educational activities at the college, hospital or clinic level.

Foundation courses will be conducted from 30<sup>th</sup> January to 3rd February 2023 at Manipal, course director is **Dr. Prithvi S Bachalli**. Also virtual pan India PG orientation programme is planned for 4th and 5th February 2023. Kindly encourage the first year post graduates to participate in the 2nd edition of the orientation programme.

For the New Year, I would like to urge each and every maxillofacial surgeon to be a part of the AOMSI Social Security Scheme so that we all can support our fellow colleagues in the time of need. Let us together continue with our efforts to take our fraternity to greater heights. Enjoy reading the Maxfacts newsletter which will give you exciting updates.

**Dr. Vikas Dhupar**  
President, AOMSI

# FROM THE HONORARY — GENERAL SECRETARY



Wishing you all a very happy and prosperous new year 2023 May this new year bring good health and prosperity to each and every one of you.

The Maxfacts e-newsletter 2023 is coming up in a new avatar. I must congratulate the wonderful team headed by Dr Nishant Chourasia and Team Maxfacts including Dr. Sri Gowri, Dr. Anupam Singh, Dr. Shibani Das, Dr. Shreya Krishna, Dr. Purva Mansabdar, Dr. Ankita Vastani, Dr. Abhishek Bhattacharji for the splendid work they have put in to bring

out these issues.

This new year brings exciting new events, forums and opportunities for everyone across the country to participate. Starting with the International Oral and Maxillofacial Surgeons day on February 13<sup>th</sup>. The theme for this year is "Maxillofacial Trauma – saving lives saving faces, wear seatbelts wear helmets". To showcase the role of Maxillofacial Surgeons in emergency trauma response team, we are having a meeting and presentation with the Hon Minister of Road Transport and Highways of India. We are looking forward to make a big impact to boost collaboration and interdisciplinary approach in making maxillofacial surgeons an indispensable part of trauma management across the country.

The newsletter comprising of sections such as "Spotlight Interview with the Living legends", "News from The World of AOMSI", "Fellowship Centres and Feedback of Fellows", "Centres of Excellence", "Talent Corner", "Upcoming Workshops and Conferences" encompasses information and updates from the entire world of maxillofacial surgery.

The vision to make our speciality a household name is a mighty endeavour that each one of us has to endorse through continued support to all the programs and activities of AOMSI. We aim to create a number of awareness programs and videos to connect and showcase our scope of work to the general public, other medical specialists and super specialists, general medical and dental practitioners across the country to take the specialty to global standards.

As they say a good beginning is half job done. We hope to start this year with a lot of exciting programs. We urge all readers to participate in all our events and programs enthusiastically and contribute to the newsletter and share it amongst your circles. Let us all stay safe, stay healthy.

Jai Hind

**Dr. S Girish Rao**

**Honorary General Secretary, AOMSI**

## FROM THE — EDITOR



Dear AOMSI members,  
Greetings from journal of maxillofacial and oral surgery!

The academia in the field of oral and maxillofacial surgery is expanding as we are getting more and more articles submissions from different parts of the country as well all over the world.

Congratulations to AOMSI and thanks to all contributors ( authors, readers, section editors and associate editors) for 731 submissions to Journal of maxillofacial and oral surgery in the year 2022 as compared to 619 submissions in the year 2021. This will help us to uplift the standards of the journal and stay relevant among the list of top journals of Oral and Maxillofacial Surgery in the world currently.

As an Editor of JMOS I feel it's time to give our readers a topic oriented reading of journal of maxillofacial and oral surgery.

So I am happy to announce the special issue on RECONSTRUCTION and REHABILITATION of MAXILLOFACIAL DEFECTS , is going to be published by the end of March 2023.

The Manuscripts were invited for submission specifically on reconstruction and rehabilitation of maxillofacial defects, mucormycosis defects, virtual surgical planning, soft tissue and hard tissue reconstruction, patient specific implants and prosthetic rehabilitation etc.

I hope this will give an opportunity to our readers and authors to attain a state of the art knowledge about the reconstruction and rehabilitation of maxillofacial defects in a systematic way.

The new online issue [ January- March 2023 volume - 22 issue -1]of journal of maxillofacial and oral surgery is now published. The Table of contents ( TOC ) and springer Alert has been sent to all the members on their respective registered email ID's.

JMOS TOC are arranged section wise for precise and interest oriented readership. This issue can be accessed through this link. <https://link.springer.com/journal/12663/volumes-and-issues/22-1>

For AOMSI members , To read the full journal and access articles please log on to [www.aomsi.com](http://www.aomsi.com)- go to member login - log in with your email I'd: password LM no@aomsi- click on the Journal tab- access articles. You can access all articles from 2009 onwards.

Happy reading  
**Dr. Amit Dhawan**  
Editor JMOS

## FROM THE — TREASURER



Respected seniors, colleagues and friends

I would like to start by congratulating the entire team lead by Dr. Rajesh Dhirwani sir, Dr Geeti madam, Dr Saji Thomas and other team members for organising a flawless and an outstanding conference at Indore.

In addition to the scientific deliberations, delectable food, and extraordinary convention centre, we introduced our association chartered accountants for the first time Mr. Rajeeva Kulkarni and his daughter Ms. Amita Kulkarni. They are engaged in an interactive discussion with the state chapter's Hon. Gen Secretaries and Treasurers about the nuances of account maintenance and auditing.

Additionally, we arranged Kotak Mahindra bank representatives to attend the conference and speak with state chapter treasurers about problems pertaining to transactions, technical glitches with net banking and change of signatories.

On this note, I would like to express my special thanks to Dr Mustafa K, Dr Manjunath Rai and Dr Padmaraj Hegde - the organizing team of Mangalore AOMSI conference for giving us a profit of Rs. 43 Lakhs. and also thank Dr Amit Dawan, Editor of our journal for getting a royalty of Rs. 26 Lakhs as source of income to our association.

We have deposited Rs.1 Crore as fixed deposit in SBI bank and allocated a grant of about Rs.12 lakhs to the state chapters in the month of November 2022. I had presented detailed financial report and budget for the year 2023-24 at the conference, which was appreciated and passed in the AGM.

I am also pleased to report that, in addition to the President, the Hon. general secretary and the Hon. treasurer, the head office executive committee has constituted a finance committee including Dr. Mukul Padhye, Dr Emanuel A, Dr Abhilasha Yadav, Dr Richie Burman, Dr Naresh Kumar and Dr Adarsh Desai.

I would like to take this opportunity to thank all my friends and well-wishers for their support during my first year tenure as treasurer of this esteemed organisation.

Best wishes

**Dr. Rajasekhara Gaddipati**

Hon. Treasurer -AOMSI

Dean & Principal, MIDS - Hyderabad



## Dear Readers!

Season's Greetings..

As we all enter in sparkling year 2023 with vibrant team and team leaders first and foremost on behalf of the Editorial team of Maxfacts 2023 we wish you all a healthy and prosperous upcoming year.

The year 2022 witnessed flurries of exceptional work done under able leadership of our beloved President Dr. Manjunath Rai, our Honourable General Secretary Dr. Girish Rao and their entire team for our prestigious association and humanity. Lot of new horizons including starting a regular newsletter of our association began in the year 2022.

We all are pretty sure that this good work will add on new feathers in this upcoming year under yet again great leadership of our ever motivating President Dr. Vikas Dhupar, and EC team 2023.

46<sup>th</sup> Annual Conference of AOMSI which took place in India's cleanest city Indore was a huge success. It was a real "TADKA" of enlightening Pre Conference courses, Great International and National Faculties, various discussion sessions with Mentors and great hospitality. Team led by Organizing Chairman Dr. Rajesh Dhirawani, Organizing Secretary Dr. Geeti Vazdi and Scientific Chairman Dr. Shaji Thomas did exceptional job.

To release this issue and carry on the meticulous job done by Dr. Mimansa and her team last year, the new and extended team of Maxfacts 2023 has really worked hard to present all readers and members of our association the First Edition of Maxfacts with special emphasis on 46<sup>th</sup> Annual Conference of AOMSI. We are sure apart from highlights of Annual Conference, Spotlight interview of living legend Dr. J.N. Khanna Sir, upcoming activities of various branches of AOMSI, Dr. Mazumdar Shaw's Fellowship centre and much more which is there in this edition will be feast for all our readers.

As a chief editor I thank our beloved President Sir, General Secretary Sir and new team of EC as well as each one involved in overall growth of association for giving me and our team this opportunity, so here we present Volume 2, Issue 1 of Maxfacts 2023, official newsletter of our precious AOMSI.

Regards,

**Team Max-Facts!**

## Editorial Team



Chief Editor  
**Dr. Nishant Raj Chourasia**



Associate Editor  
**Dr. Sri Gowri M**



Associate Editor  
**Dr. Anupam Singh**



Associate Editor  
**Dr. Ankita Vastani**



Associate Editor  
**Dr. Shibani Das**



Associate Editor  
**Dr. Abhishek Bhattacharjee**



Associate Editor  
**Dr. Purva Mansabdar**



Associate Editor  
**Dr. Shreya Krishna**



Past Editor  
**Dr. Mimansa Bhoj**



# LIVING WITH THE LEGENDS

Dr. JN. Khanna



Dr. JN. Khanna

**Childhood is precious to every human. What are the instances which made you choose medicine as a profession ?**

Basically, I was in to sports and I was very interested to pursue that. I was a hockey player. But somehow things didn't go well and then I continued my studies and joined dentistry.



**How was your journey through dentistry and what inspired you to take up oral and maxillofacial surgery as a student? Having been so passionate in sports, do you feel that there is a similarity between sports and surgery?**

Yes, you see there is a lot of similarities between sports and surgery. You need complete involvement, and one has to be totally into it. I was hockey player and I used to play in the forward line. Usually, one is more aggressive. When I joined dentistry initially, things were pretty hard, results were very poor. I remember 75 of us joined dentistry and you will be shocked to know that in final year, only five of us passed. I was wondering what I should do, having respect for all the subjects in the field of

dentistry. I was given an option to do orthodontics but I wasn't keen at all because that's one subject that never interested me. Second option was prosthetics and I said no. When they asked me what I wanted, I said I would like to take up oral surgery and they were kind enough to give me the opportunity and I joined the department under the leadership of Professor SS Khera. He was my professor and a great man, wonderful man, caring, fatherly figure and one could talk to him about anything and he would answer calmly. I wasn't a good student but he taught me all the way. Things in the 60s were very confined and limited. Professor Ginwala, HOD at Nair Hospital was father of Maxillofacial surgery in this country. Very legendary and kind hearted person. Tiny man but extremely good with his hands. When we joined oral surgery, we were 3 and later became 5. We had to keep rushing up and down from GDC to Nair and back. All we used to hear is Dr Ginwala did this, did that and whenever we got a chance, we would go see him operate. Small operation theatres, assistant professors used to be there surrounding the table and we were somewhere far behind. But we were keen to learn and whatever questions we asked, he was kind enough to answer them. I had a great experience learning from him.

### **How were the early years of your learning?**

When we started the profession in our department, our primary work was minor oral surgical procedures, impactions, multiple extractions, apicotomies, alveoloplasty, etc. Trauma was confined to closed reduction using dentoalveolar wiring and IMF. Other minor procedures such as small resections and cyst enucleation were carried out under ether anesthesia. Our anesthetist would come once or twice a week. We did not have exposure to major cases. After finishing MDS, I moved to Nagpur as a lecturer. It was a new college, absolutely zero facilities but I was lucky enough

to have Professor Dudani with me. That's where we started doing oral surgery. He was always very kind and encouraging. I started realizing what oral surgery is and believe me at times it was very frightening. I remember an instance where I did an impaction for a medical student. I got a night call that she has developed a swelling in the neck. I didn't know what to do. I rushed back and then I saw swelling quite an edematous in the supraclavicular area. I was surprised how it happened. I kindly requested a senior colleague of mine, a plastic surgeon to come down to the hospital. He said don't worry it is Cellulitis which will come down and patient will be okay. This is called suprasternal space of burns. He then told me that if you don't know these things, you should not be doing surgery Dr Khanna. This incident changed my perception and really motivated me. It made me wonder whether I should continue surgery or switch over to something else. After few days, very timidly I went to his OPD. I said I want to learn and that day my learning started. He was an excellent plastic surgeon and would explain every step.



### **Can you describe your first independent case?**

Slowly but surely, we started doing surgeries. I moved back to Bombay. We had opportunity of experiencing what ankylosis is and how to operate a case of ankylosis. I started doing my first ankylosis case when I was a reader and

assistant professor. I managed to finish it was a unilateral ankylosis. Somehow it worked and that gave me some encouragement. We never gave importance to preservation of facial nerve and its branches. We were very confined. We would see them postoperatively and explain the consequence to the patient. One fine day, I was operating on an ankylosis case with my post graduates. They were excellent. We finished operating and I came back to my room. It took me about 6 hours. I came to my room to have a cup of tea and I got a call saying the patient has arrested. I just rushed back and saw the patient. I couldn't believe. No one understood what had happened. The patient could not be ventilated. The anesthetist came and somehow we managed to pass a tube to get him to start breathing. Luckily for us he was stabilized. We did a chest Xray and found a tooth lying exactly at the carina between the division of right and left bronchus. I looked up and realized there was a missing tooth in the arch. When the mouth was forced open, maybe tooth got dislodged which I didn't notice at all, neither did any of my colleagues or assistants noticed. When the patient was extubated and we planned to call a general surgeon to retrieve the tooth. Patient was well saturated in breathing quite well. We are all praying! And suddenly he had a very strong bout of cough and the tooth came out. It was such a stressful incident but we all learnt such a big lesson from that. Patient survived and recovered well after that. It taught us that there are certain basic rules to follow very carefully and one can't be casual in his approach.

### **How did the evolution from oral surgery to Oral and Maxillofacial Surgery happen?**

I was in GDC till 1981 and then joined Nair Hospital as Professor and HOD in 1981. The department was named Oral and Maxillofacial surgery. We had a ward in the department and we started doing cases. Our knowledge at that time was confined primarily to oral surgical procedures, intermaxillary wiring, apicectomy, removal of a cyst, removal of a small tumors, etc. When I joined Nair, things started getting better because the biggest thing was that I managed to have anesthetists coming to the department three days a week. We had the indoor ward with 30 beds and from municipal and government hospitals, patient just flowed in. Our OPD was something like 300 a day. Maxillofacial OPD had around 50 patients a day. That's where we started routine work and we ventured into more of ankylosis. Initially we used to use silastic or small muscle which was not a classical line of treatment. I had very little knowledge about these procedures. Unilateral cases worked but bilateral cases invariably came back with re-ankylosis and infected silastic. That was a state of affairs. We continued and then came up with the idea costochondral graft. We did not have a general surgeon in Nair Dental and we have to get a cardiothoracic surgeon from Nair medical which was again a problem. Either he was not available or he was too busy. I had excellent of colleagues very nice people. They said Sir, why don't we try? I said you want me to harvest a costochondral graft? Everyone in unison said we can do it. This is how I ventured the first costochondral graft. The anesthetist came and enquired if everything is intact, if there is any pleural perforation? I said please come and see because I really don't see any bubbling. The everything went on well and I was relieved. Thank God! Post that, we started doing orthognathic procedures and ankylosis regularly. Things started going up. I went abroad because I wanted to learn and see what we





don't know at all. I worked in 3-4 units and there I started doing things like access osteotomies and a little bit of a craniofacial surgery. I was very careful not to go up the cranial base. I came back to India and started implementing what I had learnt.



We used to treat fractures of jaw using intraosseous wiring and invariably post op we found that there was loss of occlusion, the fracture was not stable at all, healing was poor or there was infection. When I was in GDC, we were very unhappy with wiring. So we started looking for plates and plates were not available in our country. There was a manufacturer named Maxwell and he was making plates for the hand surgery. He was showing us and I realized we could use it in treating jaw fractures. I told him to make thicker plates. He said he can make holes more spaced my PGs went a couple of times and got it customized to our use. This is when we started using the place in GDC. We found that the threads of the screws were very close and they would get loose very easily. AO surgical were the ones who helped us in improving these plates. They made good plates with little more spacing which could be used more easily. These are the things which really helped me and the department and my colleagues to come up and get more aggressive in doing major surgical work. From interdental wiring to ankylosis and orthognathic surgery we had come a long way. We started using plates for orthognathic

surgeries as wires do not stabilize the bony segments and is not rigid and cause infection and malunion. Plates were primarily designed by AO and everybody started using them. From then on, we started doing a lot of orthognathic surgeries for mid face and mandible, access osteotomies for cranial base tumors and bone grafting. We were operating 2-3 cases a week and established the department and serving mankind.

Post my stint in Nair, I joined private practice. The things went on, there were a lot of facilities, amenities, most sophisticated armamentarium were available, if you needed somebody to help, people available. A lot of the things could be done more easily so you could always improve on your work and get better.

### **How do you see healthcare in India and the world changing over all these decades?**

I'll tell you something very basic we have been trained in the municipal under government hospital. For example, in our maxillofacial and exodontia OPD, there were roughly 350 to 375 patients per day. With that kind of patients, how much of things can you maintain? Exodontia had 16 chairs and maxillofacial OPD had one chair. Everybody working round the clock from 8.30am to 3pm. Regular asepsis, looking after patients and basic investigations were compromised. We realized that HIV was very prevalent in that area. As far as medical care is concerned, government is trying its best I have no doubt at all.

Every one wishes to train and learn in Government hospitals but the burnout there is real with jam packed OPDs, many doctors will not even be able to examine the patients thoroughly which compromises the quality of case but in handling emergencies, are very competitive.





**Where do you see the future of whole healthcare system because post Covid as maxillofacial surgeons our contribution is humongous in the healthcare space**

You see the classical example of mucormycosis. The whole world was shutdown and dental and maxillofacial surgeons were not offering routine treatment. We attended emergencies quite well. When it came to mucormycosis, everybody tried to put their hand. I remember the first case of mucormycosis. The patient was in the ward with another specialty. I was given a reference and when I saw, the entire palate and maxilla was exposed. It was necrosed and I could move it. They were treating the patient with nourishment, for diabetes etc. I said we have remove this and make an obturator. When I removed the maxilla and sent it for histopathology they reported it as mucormycosis. We saw a lot of post transplant immunocompromised patients getting affected by mucomycosis. Maxillofacial surgeons were the only specialty who has seen mucormycosis. No one else knew what to do with due respect to everyone. Maxillofacial surgeons knew exactly how to treat mucormycosis. When the second wave of COVID hit and these cases started flooding the hospitals, maxillofacial surgeons came to rescue of the nation. I have seen patients nasal cavity, nasal bones getting grossly necrosed with cutaneous fistula etc. Maxillofacial surgeons worked day and night to

save lives of these patients and contributed extensively to our country during tough times. They are true warriors. Believe me mucormycosis is worse than cancer. We have to not only surgically debride but also administer amphotericin which is highly hepatotoxic. I've seen patients going down when the sister in charge didn't not know how to use it and hospital lost the patient. It has to go slowly in a drip through 8 hours. We are the one who knew how to give the drugs, how to use amphotericin B and get better results. We were able to cure most of the patients and they went home. AOMSI has taken up a huge task in rehabilitating these patients with patient specific implants and prosthesis. It feels proud to be a maxillofacial surgeon especially when we can contribute so much to our society.



**What's your favorite food and favorite holiday**

Indian dishes! I really would enjoy them the most, sometimes Chinese.

Places that are not thickly populated where you can go and relax and be with nature.

**What's your second love apart from surgery**

There is only one love, Maxfac maxfac maxfac

**Your contribution to our association and maxillofacial specialty worldwide has been immense. What were some challenges you faced while establishing the legacy of Dr. JN Khanna**

Oh my God! I don't think I established any legacy. If you look back, we started the association in 1969 under the leadership of Professor Ginwalla. From 1969 to 1977 nothing happened. That's when we went back to revive it. My seniors, professors, everybody got together and we started deciding what has to be done. That time professor Khanna was made the 2nd president of the association. That was the beginning of growth in the specialty and in the association.



Every year the number of members increased from 40 to about 8000 now. More surgeons started joining up and started growing the association bigger. We started going around, we organized a lot of surgical workshops which I think was extremely useful. Going from city to city discussing cases with youngsters, upcoming bright surgeons is a pleasure. You could learn so much from that. Whenever I go out, I learn more and come back. Sometimes such wonderful things come from the juniors you never realize! oh I never thought about it, I should have, how could I miss it and then you unlearn and re learn.

**You have taken so many leadership roles throughout your career in college in the association and of course in life. What advice would you like to give youngsters who wish to take up leadership roles?**

I think the most important thing in this is that, first of all, you look into yourself. Everybody has lot of plus and minus. Whatever it is one must learn to live with that and be truthful to your own self. You should know what you are, what you are doing, what is right what is wrong, what you should not be doing etc. Without analyzing yourself, it is not advisable to go and advise others. It starts with you, in your mind. Once you know the situation well, then you can speak up. Always accept your mistakes. If you have done something wrong, say yes, I've done it; I didn't know it or if I did know it, I didn't do it properly. I will request somebody to teach me and I'll to correct and do a better job. That's most important. If you ask me today, I'm learning constantly.



**What are the thoughts when you enter the OT, when you don the gloves and start a surgery ? Apart from the technical knowledge which all of us have to possess, what are the soft skills we need to take better care of patients ?**

When I see a patient, when I examine, when I

come to some conclusion, I don't stop it there. I usually keep thinking about it, when I come back home, when I'm with myself, I try to go back again and see what I have done, what I have judged, what I have concluded and then I go through the case and see if I have missed something or miscalculated. I try to go through and correct myself. Always strive for the better. When I enter OT, I always ask my teacher, my guide and my God to look after the patient and I start with that. Incorporation of spirituality is very crucial in our field and in surgery.



**Every younger generation maxillofacial aspires to be as accomplished as you in every way. What is your vision for the whole specialty of maxillofacial surgery and how do you love to see it?**

Yeah, I think maxillofacial surgery is the most fascinating branch in the field of surgery if you ask me. Maxillofacial surgery is such a rewarding branch. If you say plastic surgery, I will not agree with you. There's nothing like Maxillofacial surgery. It gives you reward on the table. When you complete your case to know what you've done, you know how much improvement your brought in to your patients. Take an ankylosis patient for example. He has not been able to eat for the last decade. He starts eating, speaking, maintaining his oral hygiene, he starts socializing with his friends etc. You have transformed his life totally and you and you only can do it because you were a trained maxillofacial surgeon. A severely orthognathic

patient or condylar hyperplasia, you change the look totally. They have to go back and get the photographs changed in the passport. My point is I would not exchange maxillofacial with any other branch of surgery.



**We have all had highs and lows in our career. What is something which keeps you going in life and how do you strike a balance professionally and personally ?**

The profession!!! The craze and passion for profession the involvement in profession and profession and only the profession nothing else!!!

**You are our role model; who was yours ?**

Dr. SS Kherra and Dr Chittaranjan Vaidya a plastic surgeon who was practicing in Nagpur.

**What message would you like to give all our readers through the newsletter of Maxfacts?**

They should be truthful to themselves. They should learn things; they should learn from their own mistakes and correct themselves if you're capable and then practice. They should know what their strengths and limitations are. It the most important in the field of surgery. Know what you can and what you cannot do. What you cannot, please refer to a colleague, senior known to you or someone who can help you out.



# News



from the world of OMFS





# 46<sup>th</sup>

## Annual Conference of Association of Oral and Maxillofacial Surgeons of India (AOMSI)

The 46<sup>th</sup> Annual Conference of Association of Oral and Maxillofacial Surgeons of India (AOMSI) was held on 17<sup>th</sup>, 18<sup>th</sup> & 19<sup>th</sup> November 2022 at Brilliant Convention Centre, Indore. The entire Conference was held under the able leadership and guidance of National President of AOMSI **Dr. Manjunath Rai**, Honorary General Secretary of the Association **Dr. Girish Rao**, Vice President **Dr. Bhagwan Das Rai** and all Head office bearers. Organizing Chairman **Dr. Rajesh Dhirawani**, Organizing Secretary **Dr. Geeti Vazdi**, Treasurer **Dr. Amit Nirwan**, Chairman Scientific Committee **Dr. Shaji Thomas**, Joint Secretary **Dr. Jaideep S Chauhan**, Conference Secretary **Dr. M. Veerabahu**, Scientific Advisor **Dr. Ramakrishna Shenoi** with members of Conference Organizing Committee left no stone unturned to ensure successful conduction of the conference. Inaugural Ceremony was held at The Grand Hall of Convention Centre. **Dr. Dibyendu Mazumadar**, the esteemed President of Dental Council of India was invited as Chief Guest of the conference. DCI Member, **Dr. Rahul Hegde** was Guest of Honour. In this well appreciated event **Dr. Chandramohan**, **Dr. G. E. Ghali**, **Dr. Subramanyam Iyer** and **Dr. Prabodh Chattopadhyay** received Lifetime Achievement Award. **Dr. Krishnamurthy Bonathaya** gave Ginwala Oration Lecture. **Dr. Jugal Toprani** won Ginwala Trophy.

Almost 2000 registered participants included post graduates, faculties and delegates. Both existing and budding oral and maxillofacial surgeons got great opportunities to share their experiences as well as to learn and know about



Dr. G. E. Ghali receiving Life time achievement award





latest innovations through various scientific deliberations. Key features of the conference included 8 preconference courses on various topics out of which 5 courses provided hands on experience to the participants, Master Classes, keynote lectures, panel discussions with national and International Faculties. More than 250 scientific papers by delegates/post-graduates and almost 600 posters were presented by postgraduate students. One of the highlights of the conference was “Breakfast sessions” in which few delegates who additionally registered for it were able to meet the global stalwarts of the profession for one-to-one scientific discussion on the breakfast table.

The trade fair showcased a huge no. of different companies displaying a variety equipments and instruments related to the field, attracting a lot of delegates and postgraduates. Sports activities like Badminton, Golf, Table Tennis and Chess Tournaments were also organized for delegates along with visit to Mahakaleshwar temple at Ujjain. The evenings were filled with colourful cultural events with relishing cuisine of delicious food. The zeal of all faculties and delegates was commendable as they dressed in traditional regional attire, marking the 75<sup>th</sup> year of Indian independence. The elections for the new working body of AOMSI were also held and progressed smoothly. All the guests, delegates and postgraduate trainees had a really wonderful time in this mega event in the cleanest and hospitable city of the country.



Dr. Subramaniyam Iyer receiving Life time achievement award



Dr. Chandramohan receiving Life time achievement award



Dr. Prabodh Chattopadhyay receiving Life time achievement award







Pre Conference courses,  
**46<sup>th</sup> AOMSI National Conference**  
 at Sri Aurobindo University Campus on 15th and 16th November 2022.

Sri Aurobindo College of Dentistry had organized three pre-conference courses for the 46th AOMSI National Conference. Inauguration ceremony of the pre conference courses was conducted on 15th November 2022 at Shri S. M. Bhandari Digital Auditorium, Sri Aurobindo University Campus. Dr Manjushree Bhandari, Chancellor, SAU was the chief guest of the ceremony.

**1. AOCMF Seminar - Advances in Orthognathic surgery**

The course was attended by 100 delegates and had 15 guest faculty out of which 6 were international faculty which was held in Shri S. M. Bhandari Digital Auditorium, Sri Aurobindo University Campus. The two day course went into details of types of corrective jaw surgery and provided vast knowledge about the recent advances in the field of orthognathic surgery.

**2. Human Cadaveric hands on course**

A comprehensive course of Cadaveric lectures, demonstration and hands on was conducted by Dr Atul Kusunale from UK, Dr Dharendra Shrivastav and Dr Ashish Gupta from new Delhi. The course was conducted in the Cadaveric Lab, LASER Building, Sri Aurobindo University Campus and was attended by 50 delegates. Demonstration of free fibula graft, radial free forearm flap and neck dissection was done on a fresh un-em-balmed cadaver flowed by demonstration and handson of non vascularised bone grafts (calvarial bone graft, costochondral graft and iliac crest bone grafts) on six embalmed cadavers.

**3. Rhinoplasty course (lecture and live surgery demonstration)**

The course was conducted by Dr Brajendra Baser and Dr Pragati Subha at Mohak Hitech Speciality Hospital, Sri Aurobindo University Campus which was attended by 12 delegates. The course included demonstration of open and closed techniques of rhinoplasty on human cadaver followed by live surgery demonstration on two patients.



# COURSES AT SUPERSPECIALITY HOSPITAL, GDC, Indore held on 16<sup>th</sup> DECEMBER 2022



Fixation methods for maxillofacial trauma by Stryker



TMJ Surgical Management: Arthroscopy to Total Joint Replacement



Patient-specific implants



Zygomatic implants



## COURSES AT MARMM



superspeciality cosmetic center, Indore

## CONFERENCE GLIMPSES FROM 17<sup>TH</sup>-19<sup>TH</sup> Nov 2022



The grand venue



The conference organizing committee



The left photograph shows a busy registration area with many people standing and sitting at tables, some looking at documents and others talking. A man in a blue patterned shirt is handing a black bag with 'KEEP TO BE A BOTTLE' written on it to someone. The right photograph shows an inaugural ceremony with a band in white uniforms playing drums and a man in a white uniform with a yellow sash leading the band. The background has a banner with the conference title.



22





Lifetime achievement awards



Each state being recognized by AOMSI



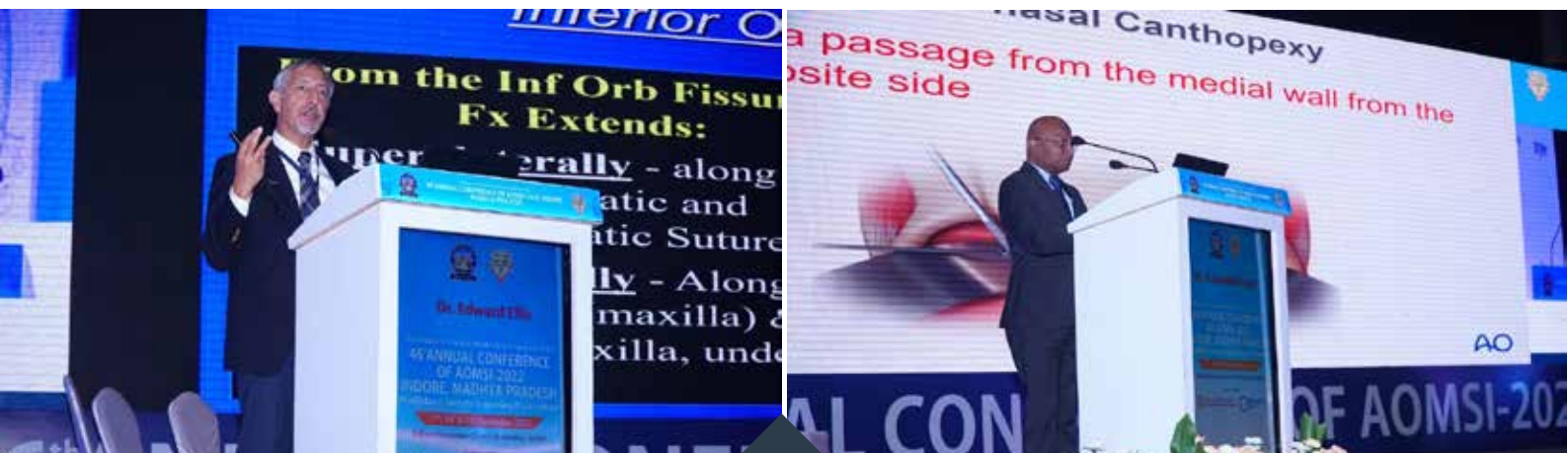
Enthusiastic delegates dressed in regional traditional attire



Enthusiastic delegates dressed in regional traditional attire



# SCIENTIFIC EVENTS



Guest lecture



Panel discussions on various topics





Judges during poster presentation



Felicitation of foreign speakers



Graduation ceremony of Fellowship of International Board for the Certification of Specialists in Oral and Maxillofacial Surgery



Graduation ceremony of Fellowship of Indian Board of Oral and Maxillofacial Surgery



# OTHER IMPORTANT ACTIVITIES AT THE CONFERENCE



Election conduction for new governing body of AOMSI



Gala Banquet



AGM



TRADEFAIR






TRADEFAIR



SPORTS EVENTS DURING THE PRECONFERENCE COURSE DATES














Association of  
**Oral & Maxillofacial Surgeons of India,  
Maharashtra State Chapter**



# **9<sup>TH</sup> ANNUAL CONFERENCE OF MAHARASHTRA**

Date : 9<sup>th</sup> (Pre-Conference), 10<sup>th</sup>, 11<sup>th</sup> February 2023  
Organised by : **Department of Oral & Maxillofacial Surgery**  
**Sharad Pawar Dental College**  
**Datta Meghe Institute of Higher Education & Research**





# 2023 CLEFT SYMPOSIUM

VADODARA

Date: 5<sup>th</sup> February 2023 | Time: 8:00 am - 4:00 pm  
Venue: Hyatt Place, Gotri - Vadodara



## Insights

Discussion on the basics and advanced procedures involved in management of cleft deformities.

## Video Demonstration

Step by step demonstration of lip and palate repair, cleft orthognatic surgery, alveolar bone grafting with iliac crest harvest and cleft rhinoplasty.

## Video Demonstration

Step by step demonstration of lip and palate repair, cleft orthognatic surgery, alveolar bone grafting with iliac crest harvest and cleft rhinoplasty.

## Speakers



**Dr. Parit Ladani**  
MDS, FCLCPS  
Nuface Cleft & Maxillofacial Clinic,  
Mumbai



**Dr. Hiren Bhatt**  
MCh, Plastic Surgery  
KGP Children Hospital, Vadodara



**Dr. Nehal Patel**  
MDS, FCLCPS  
Nuface Hospital, Surat



**Dr. Nischal Naik**  
MCh, Plastic Surgery  
Jaideep Hospital, Ahmedabad



**Dr. Varun Ramachandra**  
MDS, FCLCPS  
ISHA Hospital, Vadodara



**Dr. Kalhan Ambardar**  
MDS, FCLCPS  
KGP Children Hospital, Vadodara



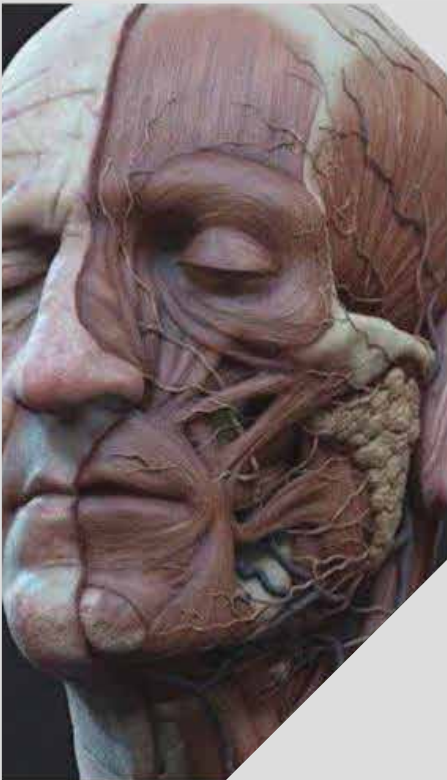
# GYAN

## MODULE-3.2/4

## Facial Aesthetic Surgery

Date : 9<sup>th</sup>, 10<sup>th</sup> & 11<sup>th</sup> March 2023

Venue : Asmita Bhavan, Medicity campus, Civil Hospitals, Ahmedabad



### Program Highlights

Interactive Lectures  
Case Based Discussions  
Video Demonstrations  
Cadaver Dissection

### Registration

+91 83479 18177  
+91 70164 31364

### Organised By

Dept. of Oral & Maxillofacial Surgery  
Government Dental College, Ahmedabad



# Pan India AOMSI PG Orientation Program (Virtual)

Date: 4<sup>th</sup> & 5<sup>th</sup> February 2023

## Day 1-4<sup>th</sup> February 2023

Topic : **The Scope of Maxillofacial Surgery & DCI Curriculum**

Speaker : **Dr. Vikas Dhupar**

Topic : **The Role of Basic Sciences**

Speaker : **Dr. Dipesh Rao**

Topic : **The right approach to Clinical Examination**

Speaker : **Dr. Chitra Chakravarthy**

Topic : **Documentation & maintenance of records in PG**

Speaker : **Dr. Madan Mishra**

Topic : **Procuring the right skills towards scientific reading & writing**

Speaker : **Dr. Ramakanth Reddy Dubbudu**

Topic : **Dissertation Guidelines**

Speaker : **Dr. Anil Managutti**

Topic : **Formulating Dissertation Study Design**

Speaker : **Dr. Vivekanand Kattimani**

Topic : **A peek into systematic Review & Meta analysis**

Speaker : **Dr. Amit Dhawan**

## Day 2-5<sup>th</sup> February 2023

Topic : **Adhering to the ethical code & Jurisprudence**

Speaker : **Dr. Manjunath Rai**

Topic : **Unveiling the art of seminar presentation**

Speaker : **Dr. Sankarsan Choudhury**

Topic : **Importance of case discussion**

Speaker : **Dr. Praveen Kumar**

Topic : **The knack to Journal club presentation**

Speaker : **Dr. Yeshaswini .T**

Topic : **Refining Communication Skills**

Speaker : **Dr. Reena John**

Topic : **Why attending conferences/CDE programs/workshops are important**

Speaker : **Dr. Vivek .N**

Topic : **Challenges in 3 years of post-graduation**

Speaker : **Dr. Surya Udai Singh**

Topic : **Benefits of being a student life member in the AOMSI**

Speaker : **Dr. Nishant Raj Chourasia**

Co-ordinators

**Dr. Bhagavandas Rai .A, Dr. Jimson .S, Dr. Vikas Dhupar, Dr. S. Girish Rao**





# Association of **Oral & Maxillofacial Surgeons of India**

Nation Wide campaign on  
**Saving Faces, Saving precious  
Lives- Wear a helmet,  
Wear a Seatbelt**

Date : **18<sup>th</sup> February 2023**  
Time : **9:00 - 9:30 am**

Venue: **11<sup>th</sup> Floor, Enrico Heights, Wardha Road,  
Near Radisson Blu Hotel, Nagpur**

Chief Guest

**HONOURABLE SHRI NITIN JI GADKARI**

Minister for Road Transport & Highway, Govt. of India

## **Launch of Road Safety Campaign**

Road Safety campaign is an initiative of AOMSI showcasing the year long activity of awareness amongst population of India to reduce the incidence of Road traffic accidents & Craniomaxillary injuries.

## **Campaign Highlights**

Trauma Safety Poster Competition | Trauma Safety Slogan Competition | Road Shows for Helmet & Seatbelt Safety | Cyclothon & Marathon for public awareness | Reaching the young minds and spreading awareness about use of Helmet & Seatbelt | Appreciate the followers of safety measures | Road Safety Exhibitions

**Maxillofacial Surgeons - Guardians of Face**

Symposium & Live Workshop



# ORAL CANCER

Date : **17<sup>th</sup> December 2022** | Time : **9:00 - 6:00 pm**

Venue : **Conference Hall, 10<sup>th</sup> Floor | Yashoda Hospitals, Somajiguda**

Topic : **M/M Salivary Gland Neoplasm**  
Speaker : **Dr. Sachin Marda**

Topic : **Local & regional Flaps in Reconstruction of Post Ablative Oral Oncological Defects**  
Speaker : **Dr. Abhishek Budharapu**

Topic : **Role of Chemo - Targeted / Immuno**  
Speaker : **Dr. Nikhil S Gadyalpatil**

Topic : **Microvascular Free Flaps for Reconstruction of Oral Post Ablative Defects in Benign and Malignant Pathologies**  
Speaker : **Dr. Abhinand Potturi**

Topic : **Live Surgery Session**  
Speaker : **Dr. Sachin Marda**  
Coordinator : **Dr. K. Sreekanth, Dr. Prashanth Reddy, Dr. Gowtham Srungavarapu, Dr. Sandhya Gokavarapu**

Topic : **Dental Rehab in Post Ablative Defects**  
Speaker : **Dr. Vinay V Kumar**

Topic : **RT in Head & Neck Cancer**  
Speaker : **Dr. Bharat Chandra Gurram**



# Fellowship centre



Name of the centre:

**Mazumdar Shaw Cancer Centre, Narayana Health city.**

Program Director:

**Dr. Vidya Bhushan R**

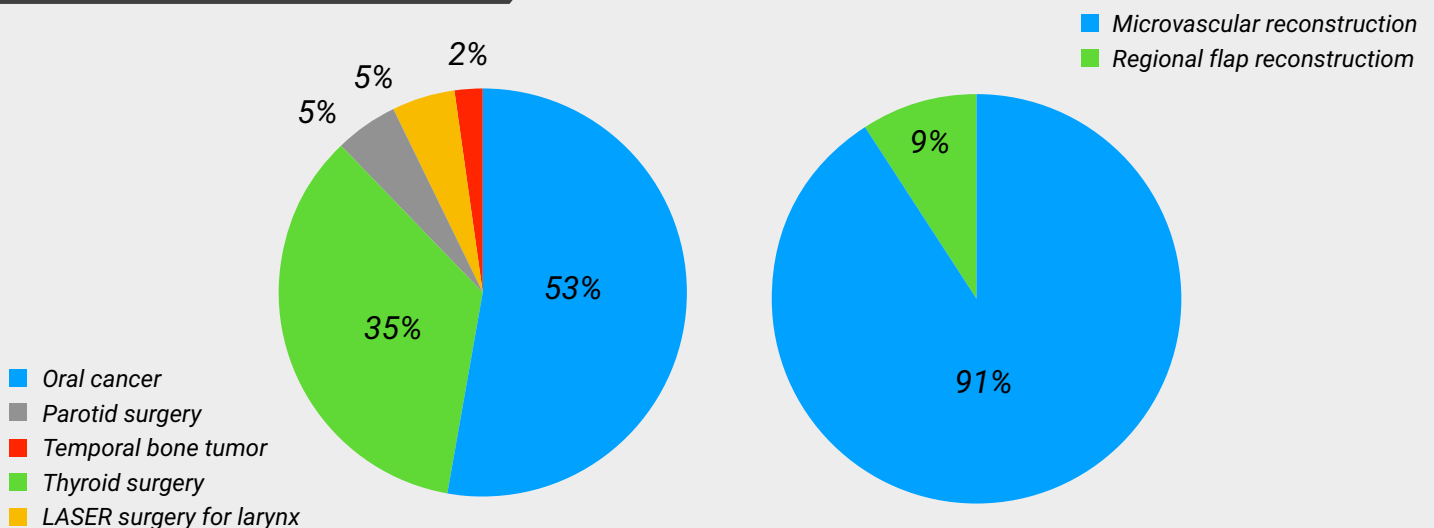
Name of other faculties in the department:

**Dr. Vijay Pillai ( Head of the Department), Dr. Vivek Shetty, Dr. Yogesh Dhoke, Dr. Trupti Kolor.**

When did the AOMSI fellowship program start at this centre: **2022**

Number of fellows intake per year: **1**

Procedures done at the centre:



*This is the data for month of December 2022.*

**Academic activities/Presentations by the fellow:**  
We have a structured academic program outlined.

**Publication by the AOMSI fellows:**  
We have started fellowship in 2022. We encourage the fellows to get involved in small projects / research activity.

**What makes this centre special ?**

We are a quaternary referral hospital for Head and Neck cancer services. Our major case load is in management of advanced oral cancers. We have a regular multidisciplinary tumor board meet scheduled every thursday, where in treatment plan is made for individual patient. On average we will have at least 15 - 20 cases that will be discussed. We operate on 20 - 25 major oral cancer cases a month. Along with these, the other head and neck cancer cases too will be managed including larynx and pharynx tumors, thyroid tumors, salivary gland tumors, Sinonasal tumors. We provide microvascular reconstruction services to all our patients whenever it is required.

The ancillary oncology services available in our setup include Department of Radiation Oncology, Department of Medical oncology, Department of Radiology, Department of Nuclear medicine, Department of Speech and Swallow therapy, Department of Pathology, Department of Intensive and critical care, Department of Pain and Palliative services catering to oncology patients along with various medical and surgical specialities providing their valuable support as and when need arises. We have a dedicated Psychooncology counsellor who takes care of emotional issues and concerns of all our cancer patients and their families right from first visit to the department.

We have a dedicated Operation theatre for Head and Neck services which is among the maximum utilised in comparison with peers. We also specialise in endoscopic skull base surgery and Robotic surgery. We do 3D virtual surgical planning for free fibula reconstruction of mandible and maxilla. Irrespective of the socioeconomic status of the patient, we ensure each patient will receive the best standard of cancer care. We have a dedicated medicosocial worker who helps any poor and needy patients to go through their cancer care at ease.

There is a dedicated in-house translational research centre. Research work related to Head and Neck oncology will be carried out. We have a tissue biorepository wherein the tumor samples are saved to be utilised for any further research related work. The residents are encouraged to actively participate in these projects.

Monday	Seminar	8.00 Am - 10.00 AM
Tuesday		
Wednesday	Journal club presentation	8.30 AM - 9.30 AM
Thursday	Multidisciplinary tumor board meeting	8.30 AM - 10.30 AM
Friday		
Saturday	Thyroid Tumor Board meeting	2.00 PM - 3.00 PM





# THE AOMSI

## FELLOW PERSPECTIVE



Name of the fellow: **Dr. Pallavi Priyadarshini**

Year of joining fellowship program: **January 2021**

Working now at: **Mazumdar Shaw Cancer Centre, Bangalore**

Reach him/her at: **8884824150**

### 1. Describe in one word your time at the fellowship centre ?

Good

### 2. Your learning experience at the centre ?

I am good with the work up of a case and planning, getting confident with my neck dissection.

### 3. Briefly describe a typical day at the fellowship centre ?

It starts with rounds, and then rounds with consultants. If it is OPD day then, we see the patient give our diagnosis and document it, discuss with consultant about the case and sometimes give our inputs or discuss the scans. Observe the patient counselling done by the consultant. If in OT, case is taken in by 8:30 and assist for resection, we do neck dissection, and then assist in reconstruction and anastomosis. Closure of donor site.

### 4. Any particular anecdote which you would like to share with us ?

Would like it if we get time to study on our own as well, and then can discuss our doubts on the topics or articles we read, as there is a lot to study. May be more than one seminar in a week can get us a little stressed and might not perform well in other things as well. Just a point of view I noticed in my case, may not be the same for everyone.

### 5. What did you learn beyond OMFS ?

I got better insight on head and neck oncology and on how to approach cases. Certainly, I have gained better knowledge, as we have a multidisciplinary team which manages patients. It helps us to know what all the patient needs from the time they come to us, till treatment is given, and even post treatment.

### 6. How did the fellowship program help you ?


Better knowledge and skills.

### 7. Your advice to the young OMF surgeons ?

If they are planning to take up oral oncology, they should be well aware about how things work and therefore should have some prior experience in a oncology department before joining fellowship. They should be aware about future prospects.



## CROSSWORD



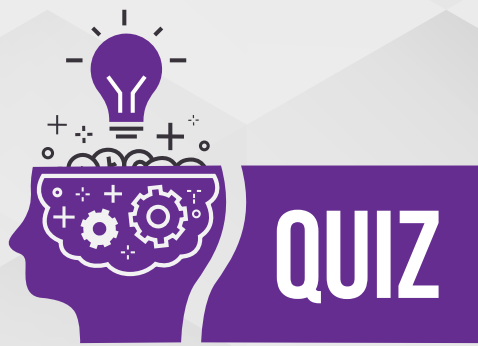
### Across:

7. Repositioning of tooth from one site to another in same individual
9. Fractures involving the upper, middle and lower third of face
10. A broad offset cheek retractor

### Down:

1. Facial type characterized by short and wide face
2. syndrome is associated with micrognathia, vertebral anomalies and anomalies of eyes and ear
3. Ligament inserting into the lingula
4. Removal of dense chronically infected cortical bone and placement of vascular periosteum adjacent to medullary bone
5. The process of prioritizing victims according to severity and urgency of their injuries
6. Science of projectile motions
8. Reversal of Local anaesthesia





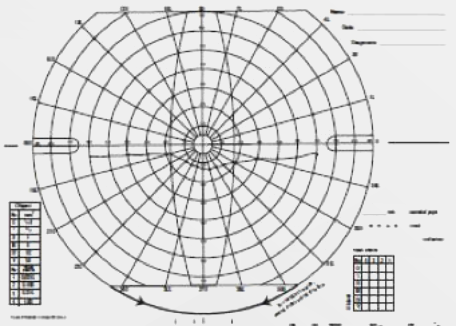
1. Who designed the modern residency Program?

2. Name the procedure shown in the picture

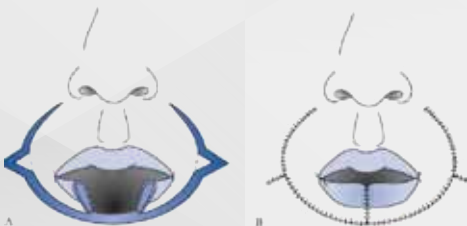


3. Who first documented a case of tooth bud transplantation?

4. Name of the test done for patients with Orbital fracture



5. Name the flap shown in the picture



6. Lingual based vestibuloplasty was first described by whom?except which muscle ?

7. Name of the minor salivary glands present on taste buds

8. What does this symbol depict?



9. The triangle of neck formed by IJV posteriorly, common facial vein anteriorly and hypoglossal nerve superiorly.

10. Nucleus of 3rd Cranial Nerve involved in pupillary light reflex.

■ Submit your answers for quiz & crossword to [maxfacts@aomsi.com](mailto:maxfacts@aomsi.com)

■ Answers for mindroid will be revealed on our social media handles along with a shout out to those who send in correct answers.

# Talent Corner

photography




Dr. Basavaraj Katakol



Dr. Basavaraj Katakol



Dr. Basavaraj Katakol




Dr. Basavaraj Katakol





# Talent Corner

art



**Dr. Srijon Mukherji**  
Acrylic on canvas



**Dr. Srijon Mukherji**  
Acrylic on canvas



**Dr. Srijon Mukherji**  
Acrylic on canvas



**Dr. Srijon Mukherji**  
Acrylic on canvas



**Dr. Srijon Mukherji**  
Acrylic on canvas





# Association of Oral And Maxillofacial Surgeons of India

Delighted to share the

## GREAT news



**Brig Dr. SK Roy Chowdary**

has just been conferred with

**Presidential Award of  
SENA MEDAL DISTINGUISHED**

in the Republic Day 2023



**Congratulations!**

to newly elected  
**Team AOMSI 23**





**26<sup>th</sup> Midterm Conference  
&  
12<sup>th</sup> PG Convention of AOMSI**

# **26<sup>th</sup> MIDCOMS**

**Theme  
MAXFAX 360°**

**Date  
20<sup>th</sup> - 22<sup>nd</sup> JULY 2023**

**Venue  
Padma Bhushan Dr. Balasaheb  
Vikhe Patil Lecture Hall Complex,  
PIMS, Loni**

**For  
Registration**



Early bird registration inclusive of GST only till  
(From 1st January 2023 GST @ 18% will be additional)

**WWW.MIDCOMS2023.COM**





# 47<sup>th</sup> ANNUAL CONFERENCE OF ASSOCIATION OF ORAL AND MAXILLOFACIAL SURGEONS OF INDIA

*Teaming Experience with Evidence*



**23<sup>rd</sup> - 25<sup>th</sup> November, 2023**

**Host : Delhi NCR and Haryana chapters of AOMSI**

**HAPPY NEW YEAR**



*May this year bring  
New happiness, new goals, new achievements and  
A lot of new inspirations on your life*



**FOR REGISTRATION**

**Scan Here**



**FOR IN-HOUSE ACCOMODATION**

**Scan Here**



**The Leela Ambience Convention Hotel**  
Vishwas Nagar Extension, Shahdara  
Delhi - 110032 | INDIA

**Organising Team**  
47th Annual Conference of AOMSI  
Delhi

**Website : [47delhi.aomsi.com](http://47delhi.aomsi.com)**